

American

PROMOTING THE PRACTICE

Statistical

AND PROFESSION

Association

OF STATISTICS

MEDIA KIT

www.amstat.org

Fast Facts

AMERICAN STATISTICAL ASSOCIATION

The American Statistical Association, a scientific and educational society founded in Boston in 1839, is the world's largest community of statisticians and the second-oldest, continuously operating professional society in the United States.

Since its inception, the ASA has supported excellence in the development, application and dissemination of statistical science through meetings, publications, membership services, education, accreditation and advocacy. Its members serve in industry, government and academia in more than 90 countries, advancing research and promoting sound statistical practice to inform public policy and improve human welfare.



14K

members



73

chapters



30

special interest
sections



133+

student chapters

MEMBERSHIP

Today, the ASA serves 14,000 members throughout the world. In government, academia and the private sector, ASA members apply their expertise to diverse and vital areas that include the following:

- Research in medical areas such as AIDS
- Environmental risk assessment
- Developing new therapeutic drugs
- Exploring space
- Quality assurance in industry
- Examining social issues such as the homeless and poor
- Analytic research on current business problems and economic forecasting
- Setting standards for statistics used at all levels of government
- Promoting and developing statistical education for the public and profession
- Expanding methods and use of computers and graphics to advance the science of statistics



ORGANIZATIONAL STRUCTURE

The ASA is organized into sections, chapters and committees. Chapters are arranged geographically, representing 72 areas across the United States and Canada. Sections are by subject area and cover 28 subdisciplines. The ASA has more than 60 committees coordinating meetings, publications, education, careers and special-interest topics involving statisticians and data scientists.

CONTACT US

American Statistical Association

732 North Washington St.

Alexandria, VA 22314

(703) 684-1221

www.amstat.org

publicrelations@amstat.org



KEY ACTIVITIES

Meetings – The ASA sponsors meetings and workshops around the United States, including the Joint Statistical Meetings (JSM) and many smaller, more specialized regional meetings. www.amstat.org/meetings

Publications – The ASA publishes scholarly journals, general interest magazines, statistical research guides, informational brochures, membership information and books of interest to statisticians. www.amstat.org/publications

Education – The ASA sponsors educational programs and meetings to enrich statistical knowledge and is an active participant in K–12 education initiatives involving statistics, data science and mathematics. www.amstat.org/education

Career Services – The ASA helps in all aspects of career planning, placement and enhancement through accreditation, information, salary surveys, online job ads and career development tools. www.amstat.org/your-career



KEY ACTIVITIES

Awards, Scholarships and Other Honors – The ASA acknowledges and recognizes members who have made outstanding contributions to statistics or the association by sponsoring awards and fellowships. www.amstat.org/your-career/awards-and-recognition

Accreditation – Established in 2010, the ASA's accreditation program is modeled after programs in Australia, Canada and the United Kingdom. Accreditation is a portfolio-based credential that is renewable every five years. Applicants seek accreditation because they believe the credential is worthwhile to them, but it is not a requirement for practice. www.amstat.org/your-career/accreditation

Advocacy – The ASA, through its science policy department, conducts activities to raise the profile of statistics in policymaking and advocate on matters of interest to statisticians and data scientists. www.amstat.org/policy-and-advocacy



The Podcasts



"PRACTICAL SIGNIFICANCE"

"Practical Significance" inspires listeners with compelling stories from statistics and data science and helps propel data-driven careers forward. Topics have included the Data Mine Network, ethical guidelines for statisticians, statisticians making a difference in the community, statistical education, diversity and inclusivity in the profession, leadership and collaboration with other disciplines.

Our guests are leaders and rising stars in the statistics and data science professions, including academics, researchers, industry executives, government heads, early-career professionals and students. <https://magazine.amstat.org/podcast-2>

PRACTICAL SIGNIFICANCE

A PODCAST BY THE AMERICAN STATISTICAL ASSOCIATION



Donna LaLonde



Ron Wasserstein

Hosted by

TOP FOUR EPISODES

Ep1: Making Meaningful Statistics—An Interview with ASA President Rob Santos

Ep17: A Roadmap for Change—Recommendations from the ASA Anti-Racism Task Force

Ep14: The ASA Committee on Statistics & Disability Working to Improve Accessibility

Ep16: Participation Matters—Recommendations from the ASA Publications Task Force

STATISTICS

25k+

total podcast
downloads

20+

countries with
listeners

CONNECT



"STATS + STORIES"

"Stats+Stories" launched in 2013 as a collaboration between statisticians and journalists at Miami University. Billed as a podcast about "The Statistics Behind the Stories and the Stories Behind the Statistics," the show is hosted by John Bailer, emeritus professor, and Rosemary Pennington, chair and professor of journalism in the Miami University Department of Media, Journalism and Film.



TOP EIGHT EPISODES

Ep164: Monitoring Health Data

Ep253: Data Science Pedagogy

Ep255: Do University Rankings Really Tell Us Anything?

Ep200: #MemeMedianMode Contest Winner!

Ep220: The Best Friend on Friends

Ep213: The Data Economy

Ep194: To P, or Not to P, That Is the Question

Ep214: What Is Nutrition Science?

STATISTICS

775k+

total podcast downloads


25k+

listeners per podcast

50+

countries with listeners

CONNECT



The History




AMERICAN STATISTICAL ASSOCIATION

The phrase “timing is everything” rings true for the American Statistical Association, which was formed in November 1839 in Boston—a city burgeoning with educational and technical professional opportunities. Back then, annual dues cost \$2, and notable figures who joined the society included US President Martin Van Buren and Minister to France Lewis Cass. In a then male-dominated environment, Florence Nightingale—well-known for her contributions to the medical field—also became a member and was recognized for using statistical analysis techniques in her data-collection efforts benefiting public health and welfare.

THROUGHOUT ALL THE GROWTH AND CHANGES, THE
ASA’S GOAL REMAINS THE SAME: TO PROMOTE THE
PRACTICE AND PROFESSION OF STATISTICS.

What started with just five founders soon began to attract hundreds of members who were elected, not simply granted voluntary membership. With ties to statistical work of the US government, particularly the US Census Bureau, a movement was led by then-ASA President Francis A. Walker (1883–1897) to expand the association’s roots nationwide. ASA leadership chose to drop the exclusive “by invitation only” membership requirement to attract a larger, more diverse group of members and opened the doors for professionals from a variety of fields and business sectors.

The organization began publishing the “Journal of the American Statistical Association” in 1888, when its mission was solidified and membership was growing. And in 1908, the ASA conducted its annual meeting in Atlantic City, New Jersey—stepping away from the traditional stronghold of Boston.



BOSTON, MASSACHUSETTS

THE AMERICAN
STATISTICAL
ASSOCIATION
THEN AND NOW



ALEXANDRIA, VIRGINIA

HISTORY

After World War I, statistical work in government and business boomed, and between 1920–1943, chapters developed in Detroit; Chicago; Cleveland; San Francisco; Los Angeles; Pittsburgh; Philadelphia; Washington, DC; Albany, New York; Austin, Texas; and at universities across the US. The very first biostatistics program was started at Johns Hopkins University in 1918, and, in 1927, a statistics lab was established at Iowa State University.

Recognizing the power of reaching statistics professionals in a variety of disciplines and across geographic borders, the ASA adopted a resolution in 1924 declaring its support to open scientific meetings to scientists from all countries.

In turning 100 in 1939, the ASA celebrated with an all-time-high membership of 3,000. The age of information began to flourish, and to meet the thirst for knowledge, the ASA expanded its publication portfolio with "The American Statistician" in 1947. Following World War II, advances in science and technology led to the establishment of ASA sections that would focus on specific business interests such as engineering, economics, social sciences and education. While the US saw civil unrest and social uprisings in the 1960s and 70s, the ASA continued to find new ways to educate members and the public about scientific developments through newsletters, magazines and more journals.

Fast forward to the present day, and the ASA's membership exceeds 14,000 professionals in academia, government, research and business. It consists of more than 70 chapters, nearly 30 sections, 17 journals and four yearly conferences. Throughout all the growth and changes, the ASA's goal remains the same: to promote the practice and profession of statistics.

The Publications



JOURNALS

Journal of the American Statistical Association - Established in 1888 and published quarterly in March, June, September and December, JASA has long been considered the premier journal of statistical science. Articles focus on statistical applications; theory and methods in economic, social, physical, engineering and health sciences; and new methods of statistical education. Important books contributing to statistical advancement are reviewed in JASA.

The American Statistician - TAS contains timely, general-interest articles about current national and international statistical problems and programs, organized into the following sections: Statistical Practice, General Topics, Teacher's Corner, History Corner, Interdisciplinary, Statistical Computing and Graphics, Reviews of Books and Teaching Materials and Letters to the Editor.



Journal of Business & Economic Statistics - JBES publishes a range of articles, primarily applied statistical analyses of microeconomic-, macroeconomic-, forecasting-, business- and finance-related topics. More general papers in statistics, econometrics, computation, simulation or graphics are also appropriate if immediately applicable to the journal's general topics of interest. Articles published in JBES contain significant results, high-quality methodological content and excellent exposition. They also usually include a substantive empirical application.

Statistics in Biopharmaceutical Research - SBR publishes articles that focus on the needs of researchers and applied statisticians in biopharmaceutical industries; academic biostatisticians from schools of medicine, veterinary medicine, public health and pharmacy; statisticians and quantitative analysts

JOURNALS

working in regulatory agencies (e.g., U.S. Food and Drug Administration and its counterpart in other countries); statisticians with an interest in adopting methodology presented in this journal to their own fields; and nonstatisticians with an interest in applying statistical methods to biopharmaceutical problems.

Journal of Statistics and Data Science Education – JSDSE is an online-only journal that includes articles focusing on improving statistics education at all levels, including elementary, secondary, post-secondary, postgraduate, continuing and workplace. JSE is for anyone who teaches statistics, as well as those interested in research on statistical and probabilistic reasoning.

Statistics and Public Policy – Established in 2013 and produced electronically, SPP publishes papers that apply strong statistical methodology to problems in the realm of public policy and/or relevant political science. Articles may address international, national or local policy questions, and the emphasis is on the application rather than methodological novelty.

Data Science in Science – This journal is home for collaborative research spanning multiple scientific domains and enabled through data science. It recognizes advances in data science, whether methodological or new adaptations, and appreciates the importance of data visualization.

www.amstat.org/publications/journals



AMSTAT NEWS

"Amstat News" is the monthly membership magazine of the American Statistical Association, containing news and notices of the ASA, its chapters, its sections and its members. Other features include announcements, calendars of upcoming meetings and notices of employment opportunities in statistics.

<https://magazine.amstat.org>

JOINT PUBLICATIONS



Significance - This quarterly magazine published with the Royal Statistical Society uses nonstatistical language to communicate and demonstrate, in an entertaining and thought-provoking way, the practical use of statistics in all walks of life and how statistics benefits society.



CHANCE - A quarterly magazine, "CHANCE" features articles showcasing the use of statistical methods and ideas in the social, biological, physical and medical sciences. It also presents material about statistical computing and graphical presentation of data.

Journal of Agricultural, Biological, and Environmental Statistics - Published jointly with the International Biometric Society, JABES includes articles of immediate and practical value to applied researchers and statistical consultants in the agricultural, biological and environmental sciences.

Journal of Educational and Behavioral Statistics - Published quarterly, JEBS is a joint publication of the American Educational Research Association and the ASA. It is an outlet for papers that develop original statistical methods useful for the applied statistician working in educational or behavioral research.

Journal of Quantitative Analysis in Sports - A partnership between the ASA and Berkeley Electronic Press (bepress), JQAS is a forum for scholars on the cutting edge of research in quantitative sports analysis.

Journal of Nonparametric Statistics - JNPS provides a medium for the publication of research and survey work in nonparametric statistics and related areas. Both the theory and application of nonparametric statistics are covered.

JOINT PUBLICATIONS

Statistics Surveys - A unique, online-only journal, "Statistics Surveys" is a partnership between the ASA, Institute of Mathematical Statistics, Bernoulli Society and Statistical Society of Canada. Included are survey articles in theoretical, computational and applied statistics.

Statistical Analysis and Data Mining - A useful resource to those solving practical problems, SADM addresses the broad area of data analysis, including problems involving massive and complex data sets, solutions using innovative data mining algorithms and/or novel statistical approaches and the objective evaluation of analyses and solutions.

Technometrics - Published jointly with the American Society for Quality, "Technometrics" contributes to the development and use of statistical methods in the physical, chemical and engineering sciences, as well as quality control and industrial systems.

Journal of Computational and Graphical Statistics - Published quarterly with the Institute of Mathematical Statistics and Interface Foundation of North America, JCGS contains cutting-edge research, data and surveys on numerical graphical displays and methods and perception.

SIAM/ASA Journal on Uncertainty Quantification - This journal includes research articles presenting significant mathematical, statistical, algorithmic and application advances in uncertainty quantification, defined as the interface of complex modeling of processes and data, especially characterizations of the uncertainties inherent in the use of such models.

Journal of Survey Statistics and Methodology - The flagship journal for research on survey statistics and methodology, JSSM includes cutting-edge articles about statistical and methodological issues for sample surveys, censuses and administrative record systems.

STATISTICAL SIGNIFICANCE

The American Statistical Association’s **Statistical Significance** series—developed jointly by ASA sections, the Scientific and Public Affairs Committee and ASA staff—highlights the important contributions statisticians and data scientists make to our global society, from health care and the economy to national security and the environment. www.amstat.org/policy-and-advocacy/statistical-significance-series



- ### STATISTICAL SIGNIFICANCE TOPICS
- Statistics Informs Energy Policy
 - Statistics Powers Competitiveness
 - Statistics Monitors the Environment
 - Statistical Science Aiding Sports
 - Statistics Informs Health Policy



The Meetings



A BRIEF HISTORY

Early Meetings. The inaugural annual meeting of the newly formed American Statistical Society (as it was briefly called at its establishment in 1839) was held in Boston on February 5, 1840. Attendance at this meeting was 10. No presentations were made, but one was made at a meeting held in April 1840. Meetings continued to be held in Boston through the early 1900s.

Outside Boston. Scheduling meetings outside Boston and in conjunction with other societies was part of an attempt to make the association more national. The 71st annual meeting in 1909 in New York was held in conjunction with nine other associations and featured four presentations over several days.



BOSTON



NEW YORK


A BRIEF HISTORY

Increased Activity. For two decades (through 1928), the ASA annual meeting, with one exception, was held in December for two to four days. The 90th meeting in 1928 had 17 sessions with multiple competing time slots each day. From 1929 through 1948, the ASA held 18 meetings. By 1937, there were 38 presentations.

Allied Meetings. In 1935, the ASA combined with several associations with which it often met to form the Allied Social Sciences Association. This association's first sponsored meeting, called the Allied Meetings, was held in 1936 in Chicago. The ASA held its annual meeting with this group once every three years until 1974.

Joint Meetings. With the formation of the Institute of Mathematical Statistics in 1935 and the International Biometric Society in 1948, meetings with only statistical societies, called "Joint Meetings," were initiated, and the ASA held its annual meetings with these groups in the years it did not meet with the allied group.

Joint Statistical Meetings. Since 1974, when the Joint Statistical Meetings were formally organized, the ASA has continually held its annual meeting with this group. Today, JSM has more than 2,500 sessions over a six-day period and more than 6,000 attendees. www.amstat.org/meetings/joint-statistical-meetings



The Experts



CONTACT US

The American Statistical Association maintains a database of members with expertise in fields of statistical application who have volunteered to serve as information sources for the media. The individuals on the list speak as experts in their respective fields, not as ASA spokespersons.

We have provided a topic list that will help you easily find a statistician with experience in a specific field of science; you can link to an individual's bio and contact information from the topic list. Please note that these members are not subject experts, but have expertise in the statistical aspects of the noted topics. Many on the list possess experience working with the media. Everyone on the media experts list can be relied on as a resource for quotes, interviews and background information.

To date, the ASA's media experts have been interviewed by and quoted in "The New York Times," "Wall Street Journal" and many science publications. They also have been featured on television and radio interviews.

www.amstat.org/asa/files/pdfs/PR-MediaExperts.pdf



MORE INFORMATION

If you need a resource in an area not included on the media experts list, please call (703) 684-1221 or send an email to publicrelations@amstat.org.